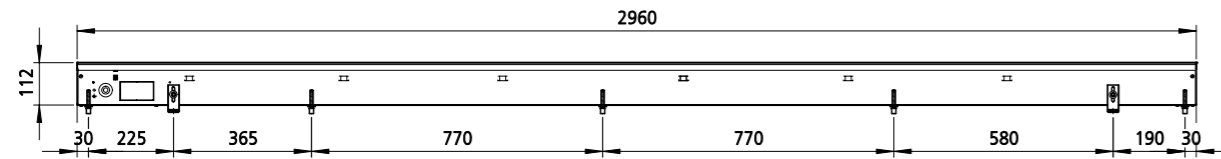
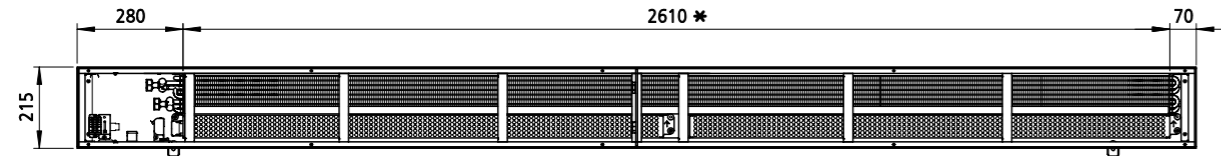


Technische Zeichnungen, Katherm QK (B215, H112), Rostart Linearrost, Reglungsvariante elektromechanisch 24 V, Abmessungen [mm]
 Technical drawings, Katherm QK (B215, H112), Grille design Linear grille, Control options electromechanical 24 V, Dimensions [mm]

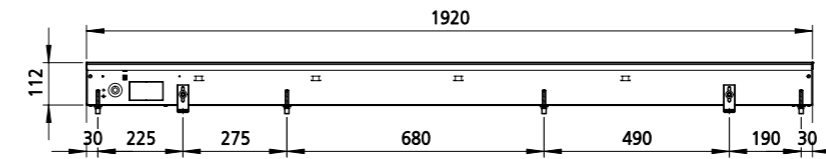


Vorderansicht / Front view

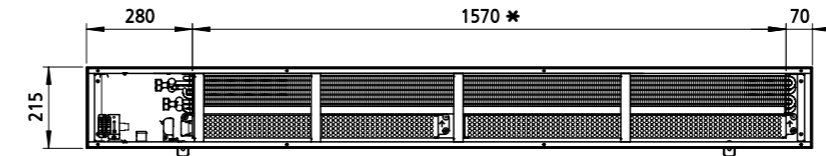


Draufsicht / Top view

Raumseite / Room side

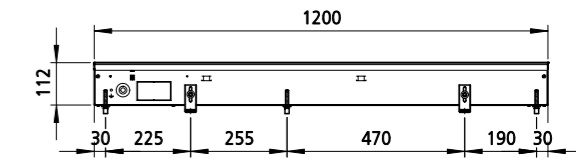


Vorderansicht / Front view

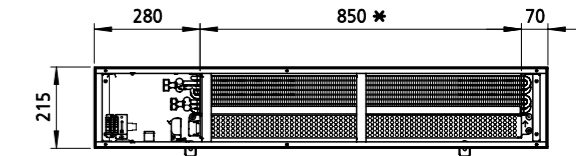


Draufsicht / Top view

Raumseite / Room side

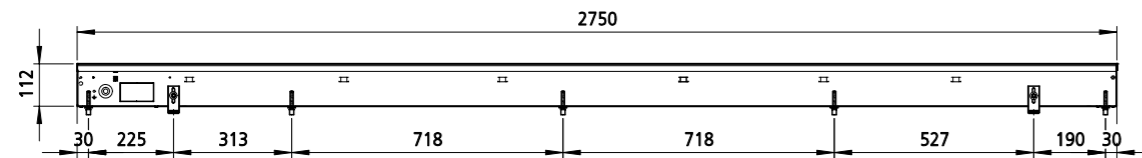


Vorderansicht / Front view

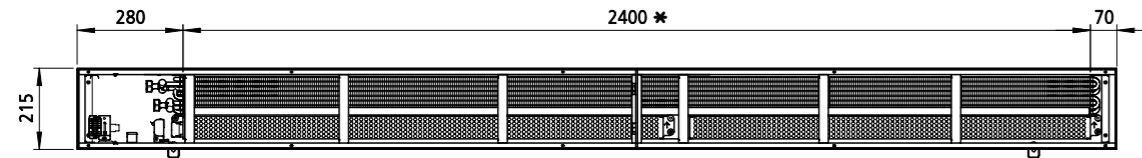


Draufsicht / Top view

Raumseite / Room side

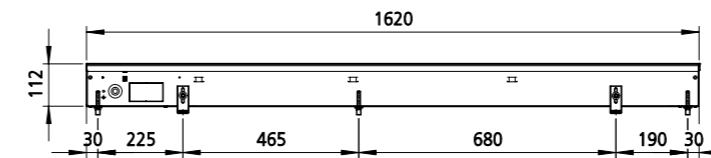


Vorderansicht / Front view

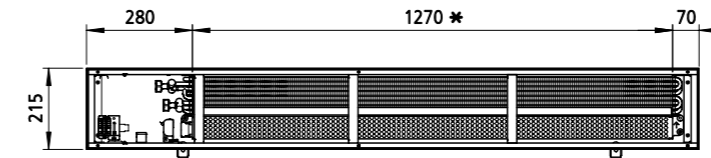


Draufsicht / Top view

Raumseite / Room side

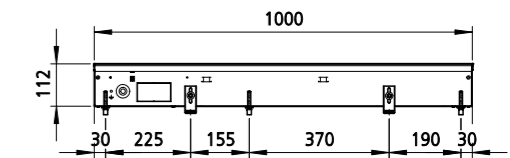


Vorderansicht / Front view

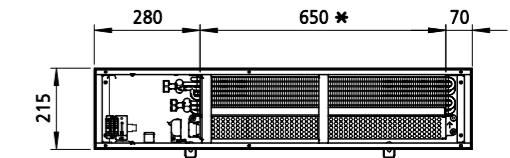


Draufsicht / Top view

Raumseite / Room side

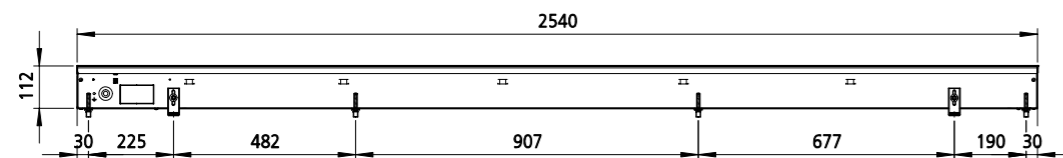


Vorderansicht / Front view

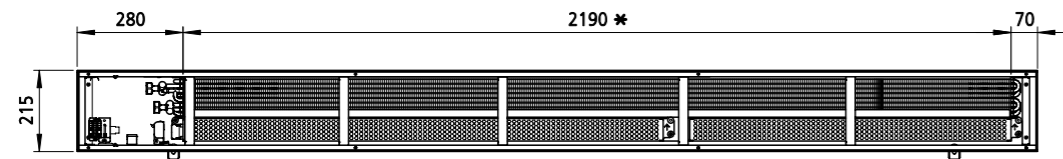


Draufsicht / Top view

Raumseite / Room side

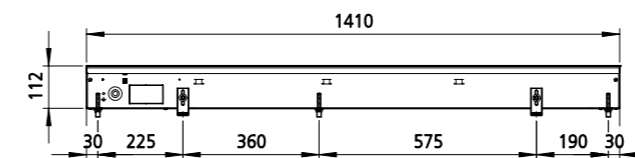


Vorderansicht / Front view

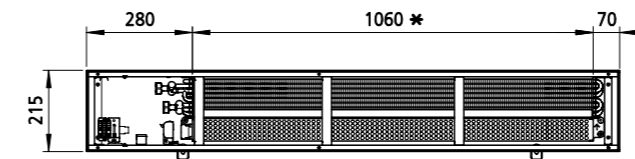


Draufsicht / Top view

Raumseite / Room side

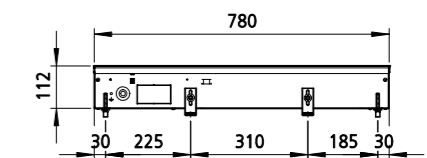


Vorderansicht / Front view

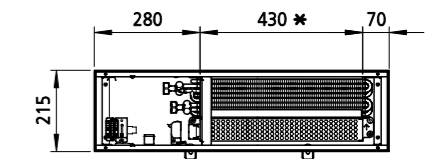


Draufsicht / Top view

Raumseite / Room side

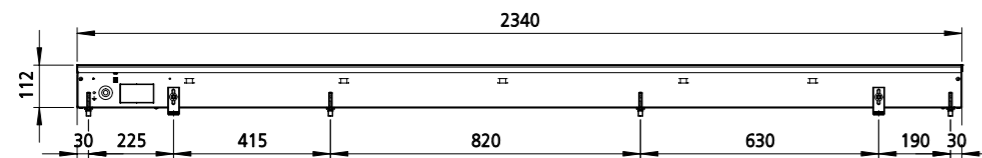


Vorderansicht / Front view

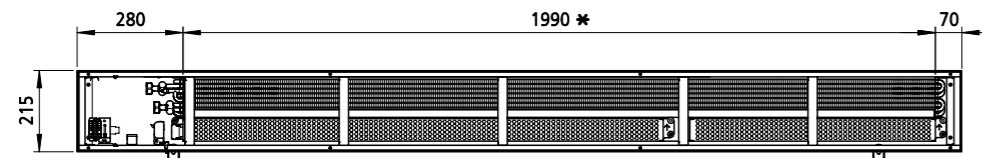


Draufsicht / Top view

Raumseite / Room side

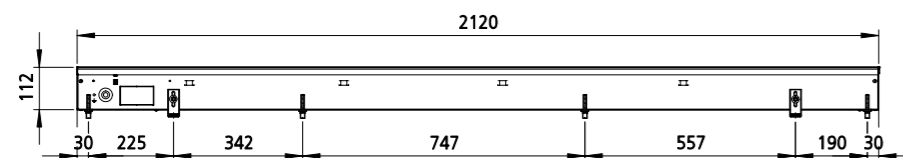


Vorderansicht / Front view

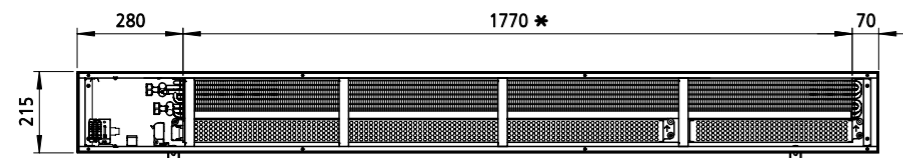


Draufsicht / Top view

Raumseite / Room side



Vorderansicht / Front view



Draufsicht / Top view

Raumseite / Room side

ACHTUNG
 unterschiedliche Bauhöhen:
 bei Rostart Roll-Rost = Bauhöhe 096 mm
 bei Rostart Linear-Rost = Bauhöhe 112 mm

ACHTUNG
 unterschiedliche Kanallängen
 bei Reglungsvarianten 230 V und 24 V

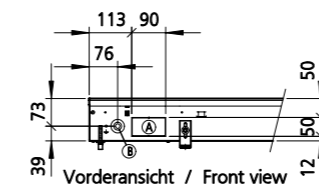
ATTENTION
 different heights:
 for grill design Roll-up grille = height 096 mm
 for grill design Linear grille = height 112 mm

ATTENTION
 different trench lengths
 for control options 230 V und 24 V

Draufsichten ohne Anschlussabdeckung und ohne Rost
 Top views without cover plate and without grille

* = berippte Konvektorlänge
 * = Finned convector length

Abmessungen Anschlussöffnungen
 Dimensions connection openings



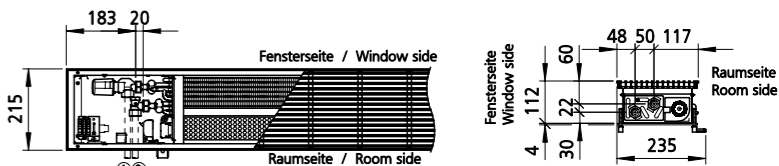
Vorderansicht / Front view

Legende
 Ⓐ Anschlussöffnung für Wasseranschluss
 Ⓑ Durchgangsstüle für Elektroanschluss

Legende
 Ⓐ Connection opening for water connections
 Ⓑ Cable grommet for electric connections

Details / Details

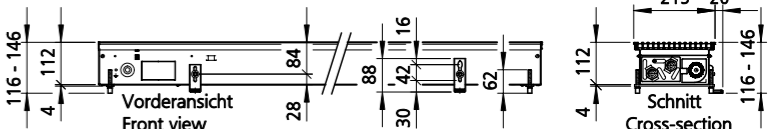
Abmessungen Wasseranschluss / Dimensions water connection



Draufsicht / Top view

Schnitt / Cross-section

Abmessungen Höhenverstellung / Dimensions height



Vorderansicht / Front view

Schnitt / Cross-section

Anzahl	Stammteil-Nr.	KAMPMANN 49811 Lingen Tel. 0591-7108-0	Index	Änderung	Name	Datum	
Stamm-Nr.	Folge-Nr.		Format	Art-Gr.	SAP-Nr.	CAD-Nr.	Vers.
Projekt-Nr.	Erst.	31.05.23	sw	3	142	935810	1
Auftr-Nr.	Änder.	01.06.23	sw	Werkstoff -		Nr. -	
STL-Nr.	Gepr.			M 1:20	Abm.	Zul.Abw. ISO 2768-m	
	Freig.						Revision Dokumentation Bl.

CAD-Zeichnung
 Ansichten
 Katherm QK