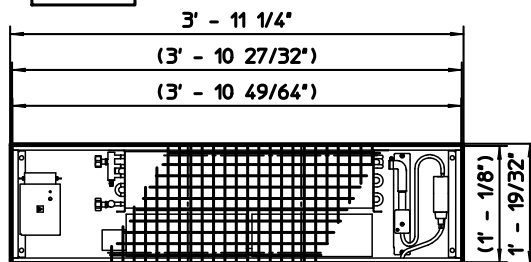


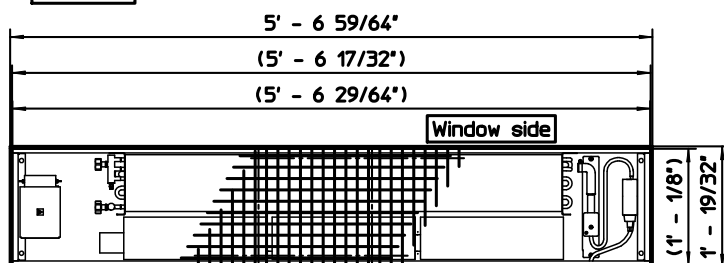
△
Window side
Room side
▽

Heating +
Cooling



△
Window side
Room side
▽

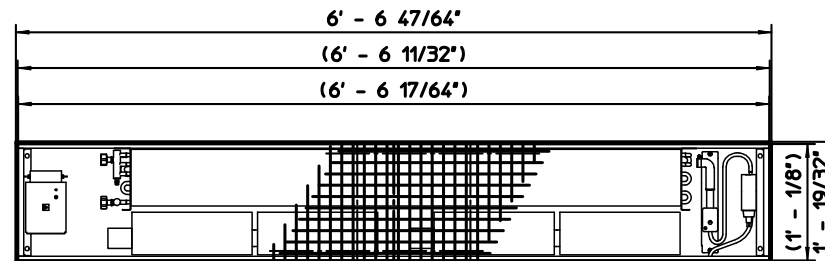
Heating +
Cooling



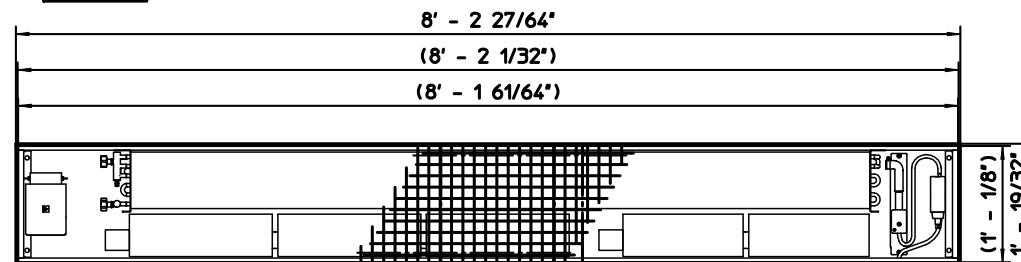
Window side

Room side

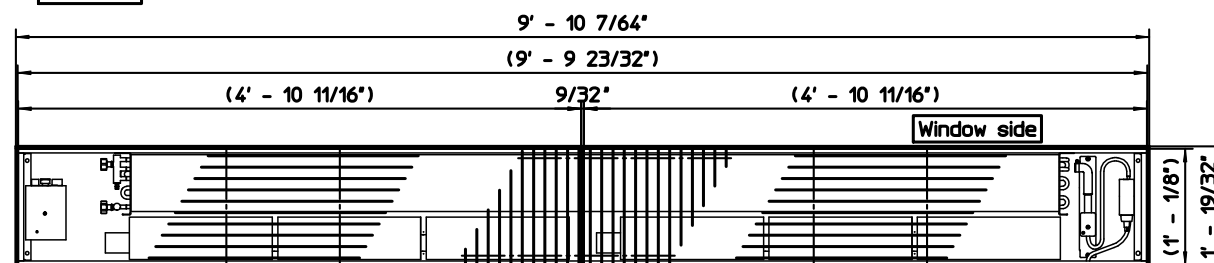
Heating +
Cooling



Heating +
Cooling



Heating +
Cooling



Window side

Room side

Heating +
Cooling

separation bar

Cross section and views
see drawing CAD-Nr. 719635

IMPORTANT:
Height to be checked on sitell

↑↑ Holes for water connections
⚡ Electric connection/Cable inlet

Dimensions = Overall frame dimensions
Dimensions in brackets = Grill dimensions

| | | | | | |
|----------------------------------|--------------------|-------------------------------|----------|---------------------|---------------|
| Anzahl | Stammteil-Nr. | Index | Änderung | Name | Datum |
| Stamm-Nr. | Folge-Nr. | 49794 Lingen Tel. 0591-7108-0 | | | |
| Projekt-Nr. | Erst. 10.04.17 dw | Format | Art-Gr | SAP-Nr. | CAD-Nr. |
| Auftr-Nr. | Änder. 19.04.17 dw | 2 | 143 | | 719277 |
| STL-Nr. | Gepr. | Werkstoff | | Nr. | Vers. |
| | Freig. | M 1:10 | Abm. | Zul.Abw. ISO 2768-m | 1 |
| Top view Katherm HK B-320, H-130 | | | | | Revision |
| EC, 2-pipe | | | | | Dokumentation |
| Katherm HK | | | | | Bl. |