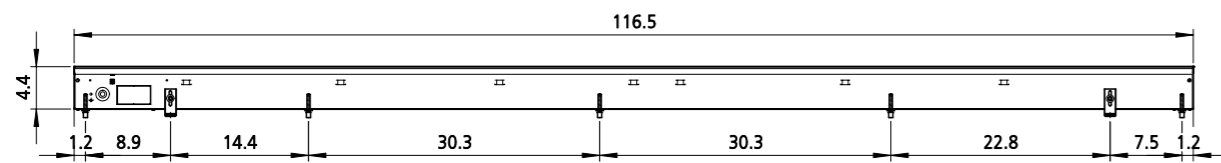
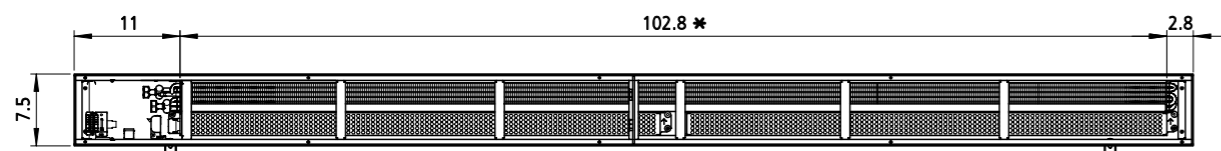


Technische Zeichnungen, Katherm QK (B190, H112), Rostart Linearrost, Reglungsvariante elektromechanisch 24 V, Abmessungen [Inch]  
 Technical drawings, Katherm QK (B190, H112), Grille design Linear grille, Control options electromechanical 24 V, Dimensions [Inch]




Vorderansicht / Front view

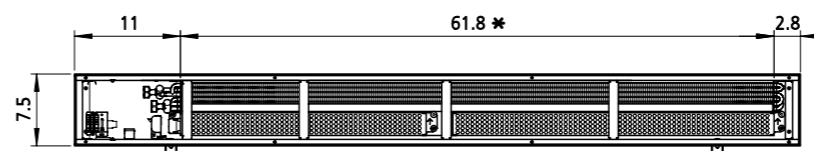


Draufsicht / Top view

Raumseite / Room side

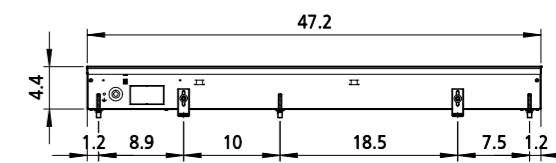


Vorderansicht / Front view

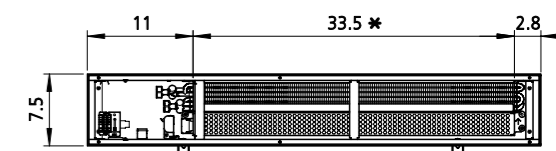


Draufsicht / Top view

Raumseite / Room side

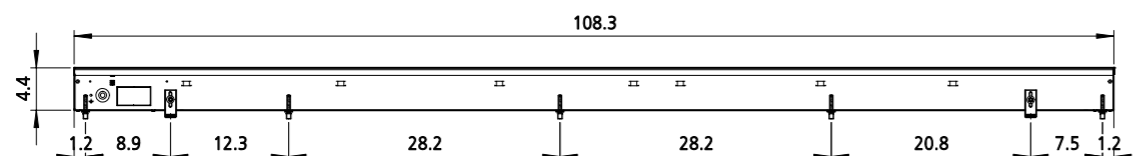


Vorderansicht / Front view

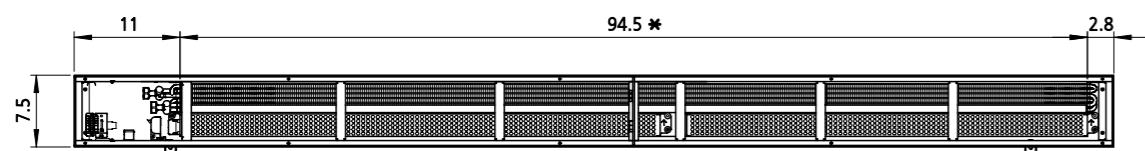


Draufsicht / Top view

Raumseite / Room side

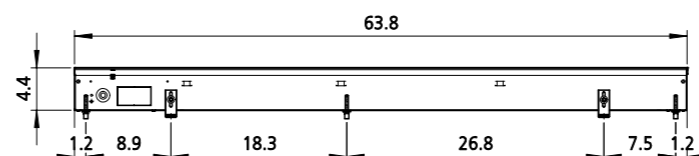


Vorderansicht / Front view

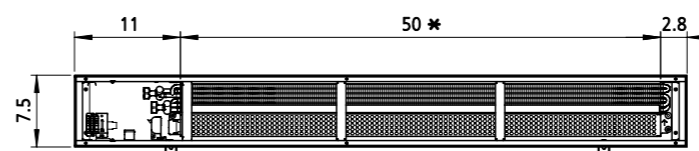


Draufsicht / Top view

Raumseite / Room side

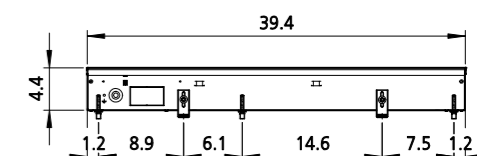


Vorderansicht / Front view

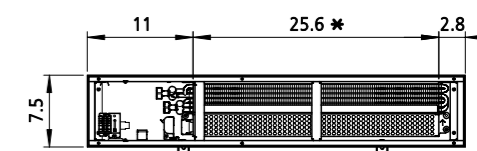


Draufsicht / Top view

Raumseite / Room side

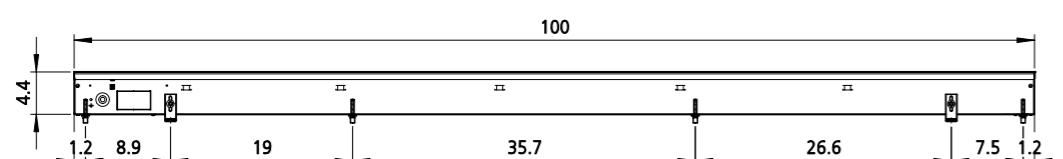


Vorderansicht / Front view

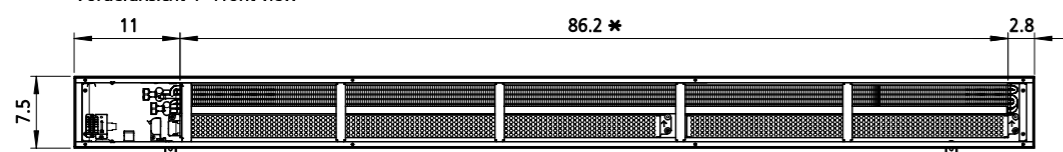


Draufsicht / Top view

Raumseite / Room side

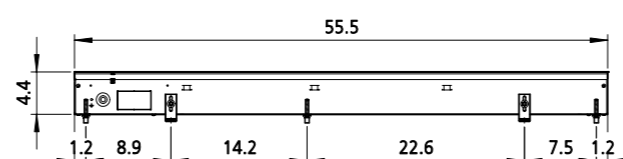


Vorderansicht / Front view

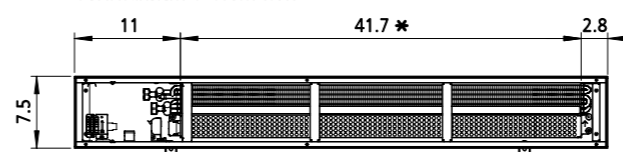


Draufsicht / Top view

Raumseite / Room side

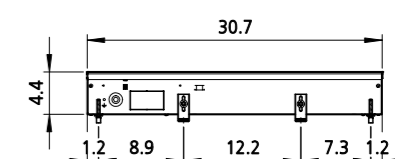


Vorderansicht / Front view

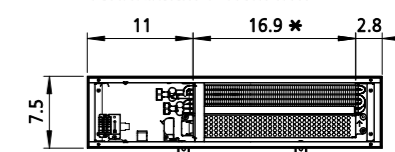


Draufsicht / Top view

Raumseite / Room side



Vorderansicht / Front view

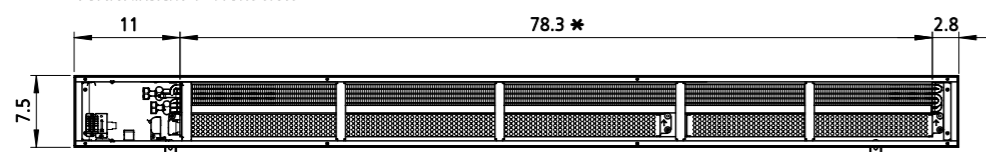


Draufsicht / Top view

Raumseite / Room side



Vorderansicht / Front view



Draufsicht / Top view

Raumseite / Room side

**ACHTUNG**  
 unterschiedliche Bauhöhen:  
 bei Rostart Roll-Rost = Bauhöhe 096 mm  
 bei Rostart Linear-Rost = Bauhöhe 112 mm

**ACHTUNG**  
 unterschiedliche Kanallängen  
 bei Reglungsvarianten 230 V und 24 V

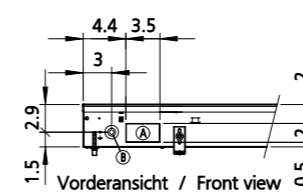
**ATTENTION**  
 different heights:  
 for grill design Roll-up grille = height 096 mm  
 for grill design Linear grille = height 112 mm

**ATTENTION**  
 different trench lengths  
 for control options 230 V und 24 V

Draufsichten ohne Anschlussabdeckung und ohne Rost  
 Top views without cover plate and without grille

\* = berippte Konvektorlänge  
 \* = Finned convector length

Abmessungen Anschlussöffnungen  
 Dimensions connection openings

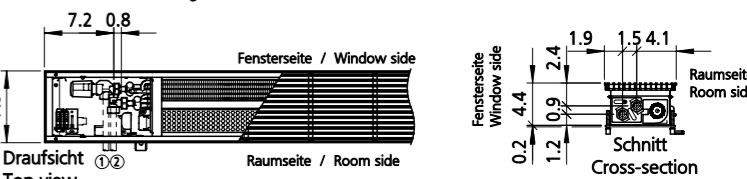


Legende  
 Ⓐ Anschlussöffnung für Wasseranschluss  
 Ⓑ Durchgangsstülpe für Elektroanschluss

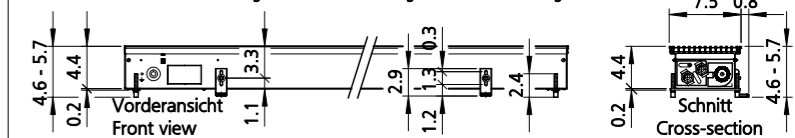
Legend  
 Ⓐ Connection opening for water connections  
 Ⓑ Cable grommet for electric connections

Details / Details

Abmessungen Wasseranschluss / Dimensions water connection



Abmessungen Höhenverstellung / Dimensions height



Anzahl	Stammteil-Nr.	<b>KAMPMANN</b> 49811 Lingen Tel. 0591-7108-0	Index	Änderung	Name	Datum	
Stamm-Nr.	Folge-Nr.		Format	Art-Gr.	SAP-Nr.	CAD-Nr.	Vers.
Projekt-Nr.	Erst.	31.05.23	SW	3	142	935810	1
Auftr-Nr.	Änder.	01.06.23	SW	Werkstoff -		Nr.-	
STL-Nr.	Gepr.			M 1:20	Abm.	Zul.Abw. ISO 2768-m	Revision
	Freig.			CAD-Zeichnung			Dokumentation
				Ansichten			Bl.
				Katherm QK			